

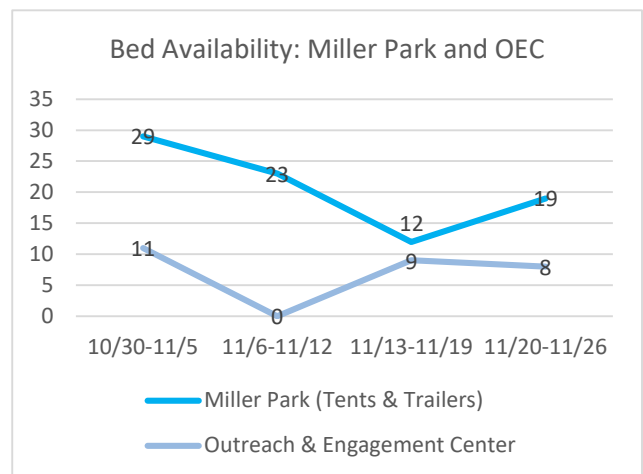
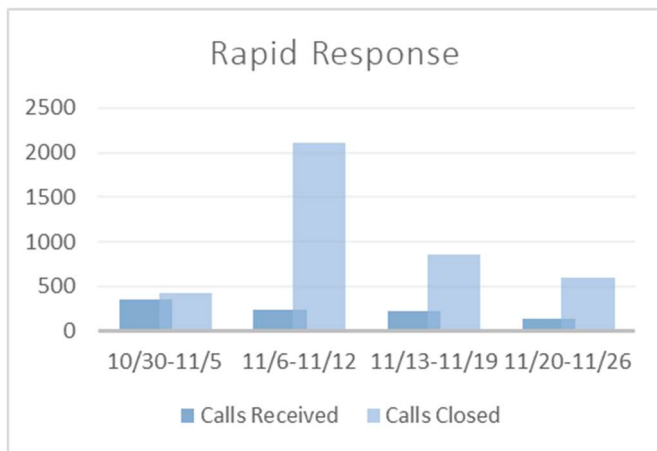
Incident Management Team – Weekly Data Report

November 20, 2023 – November 26, 2023

DEPARTMENT OF COMMUNITY RESPONSE

<u>311 Call Activity</u>	Calls Received	Calls Closed	Avg Per Day	
IMT Calls ¹	138	595	19 (85)	
General Concern Calls ²	590	192		
Park/ Bike Trail Calls	74	82		
Total	802	869	Pounds Removed	Needles Removed
Trash	353	374	262,650	1,172

27 Rapid Placements This Week³



HMIS/ Coordinated Access Activity

40 Individuals enrolled into HMIS
96 Unduplicated clients served

11 Referred to the Coordinated Access System (CAS)

City Shelter Bed Availability (As of 11/28)

The following is available at City funded sites:

16 Tents/ **3** Trailers available at Miller Park **8** Spaces at the Outreach and Engagement Center
16 Average number of openings at City funded shelters⁴ (excluding Miller Park & OEC)

CITY/COUNTY COLLABORATION

Coordinated Access System Openings (As of 11/28)

2,323 Individuals waitlisted for shelter **17** Individual adult units available
643 Families waitlisted for shelter⁵ **10** Family units available

YPCE, PARK RANGERS

0 Citations issued **21** 311 calls responded to **12** Parks/ Bike Trails responded to

SACRAMENTO PD IMPACT TEAM

Calls Completed			Compliance Obtained				Involuntary Compliance Obtained
311 Calls Closed	Rapid Response Call Locations	Coordinated Response Call Locations	Sidewalk Obstruction	Illegal Storage	Critical Infrastructure	Unlawful Camping	
595	6	2	3	2	3	6	0

50 Individuals experiencing homelessness contacted.

CODE ENFORCEMENT

27 Vehicles towed **109** Tagged vehicles **1,605** Total active vehicle cases

58 cases involve individuals experiencing homelessness

ENCAMPMENT AND CLEANUP COORDINATION

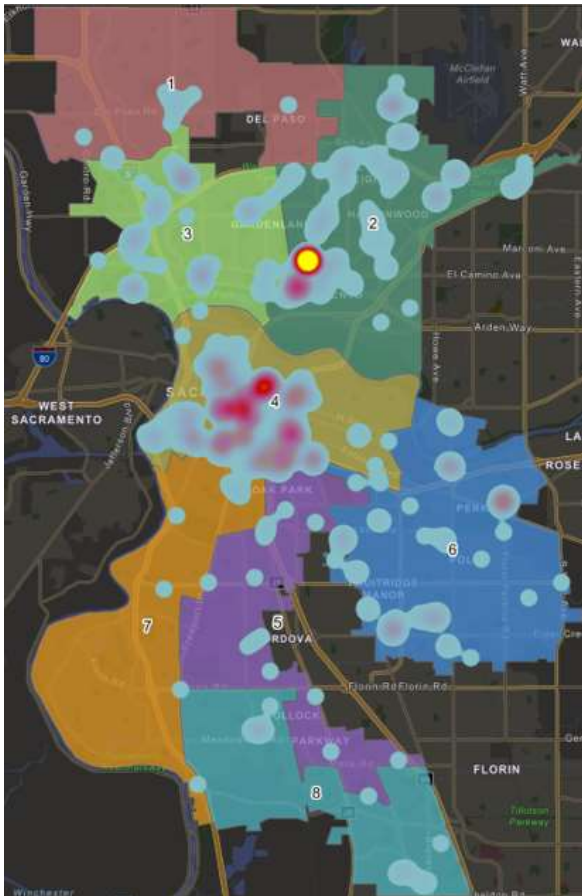
Selected Priority Site for November

1400 N. B St.

Priority Sites (no date for action determined)

1. Dias Ave. 2. 30th & X St. 3. Pell Cir.

HEAT MAP – CONCENTRATION OF NEW CALLS RECEIVED



YEAR-TO-DATE – 311 CALLS CLOSED

41,619 Calls Closed
43,862 Cubic Yards Removed
47,525 Needles Removed

500ft from School	380
Blocking Sidewalk	7,055
Park or Bike Trail	2,116
Homeless Encampment Concern	17,755
Trash	14,159

¹ Calls include encampment blocking sidewalk and within 500 feet of a school service types, calls are responded to with DCR and PD Rapid Response teams.

² Homeless Encampment Concern calls are responded to by Hope Cooperative staff.

³ Rapid Placements are placements into the City's Safeguards Program or the Outreach and Engagement Center.

⁴ Data on the average number of shelter beds reported is reported Monday – Friday, of the reporting week.

⁵ Count of family units waitlisted, not individuals who are part of the family.