

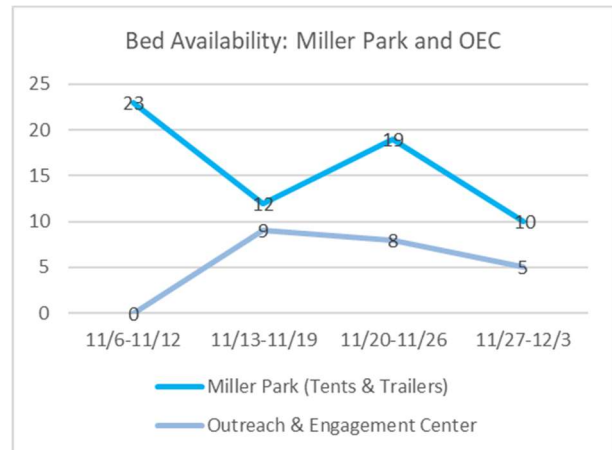
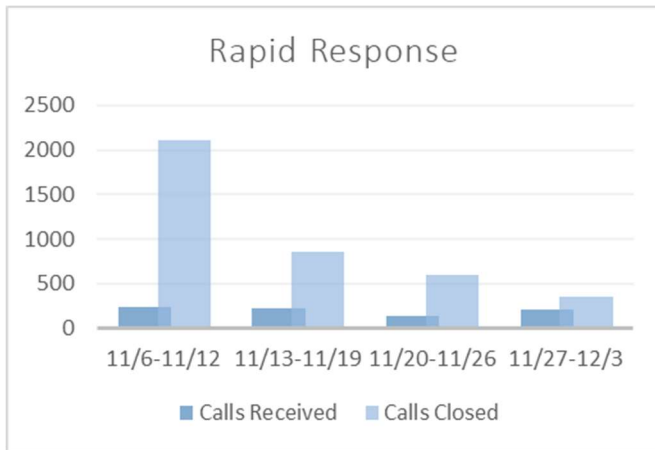
Incident Management Team – Weekly Data Report

November 27, 2023 – December 3, 2023

DEPARTMENT OF COMMUNITY RESPONSE

<u>311 Call Activity</u>	Calls Received	Calls Closed	Avg Per Day	
Rapid Response Calls ¹	216	347	31 (50)	
General Concern Calls ²	479	183		
Park/ Bike Trail Calls	72	69		
Total	767	599	Pounds Removed	Needles Removed
Trash	387	278	909,400	1,026

42 Rapid Placements This Week³



HMIS/ Coordinated Access Activity

143 Individuals enrolled into HMIS

46 Referred to the Coordinated Access System (CAS)

143 Unduplicated clients served

City Shelter Bed Availability (As of 12/5)

The following is available at City funded sites:

5 Tents/ **5** Trailers available at Miller Park

5 Spaces at the Outreach and Engagement Center

20 Average number of openings at City funded shelters⁴ (excluding Miller Park & OEC)

CITY/COUNTY COLLABORATION

Coordinated Access System Openings (As of 12/5)

2,424 Individuals waitlisted for shelter

16 Individual adult units available

673 Families waitlisted for shelter⁵

10 Family units available

YPCE, PARK RANGERS

0 Citations issued

69 311 calls responded to

4 Parks/ Bike Trails responded to

SACRAMENTO PD IMPACT TEAM

Calls Completed			Compliance Obtained				Involuntary Compliance Obtained
311 Calls Closed	Rapid Response Call Locations	Coordinated Response Call Locations	Sidewalk Obstruction	Illegal Storage	Critical Infrastructure	Unlawful Camping	
347	5	8	45	57	0	51	9

279 Individuals experiencing homelessness contacted.

CODE ENFORCEMENT

70 Vehicles towed **176** Tagged vehicles **1,627** Total active vehicle cases

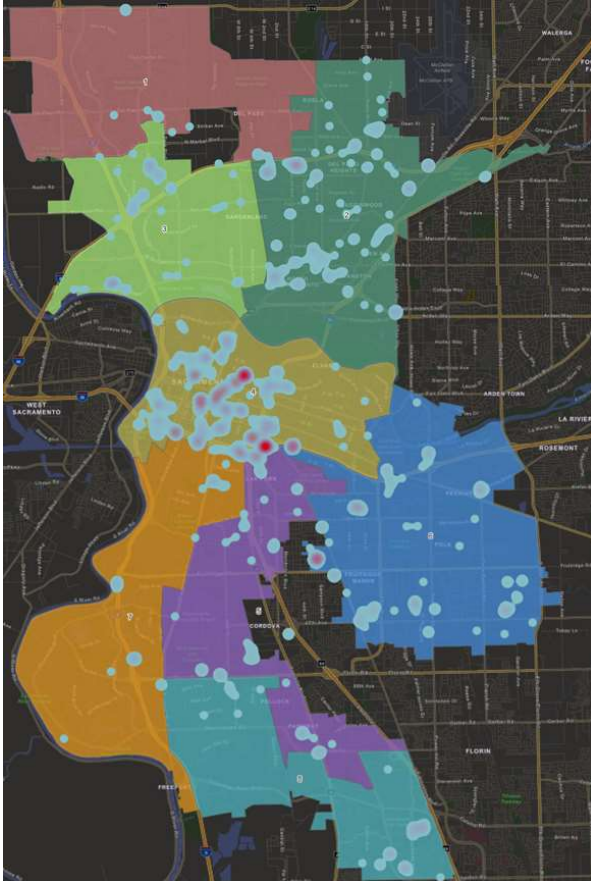
111 cases involve individuals experiencing homelessness

ENCAMPMENT AND CLEANUP COORDINATION

Selected Priority Site for December

Auburn Rd./ Marconi Cir.

HEAT MAP – CONCENTRATION OF NEW CALLS RECEIVED



YEAR-TO-DATE – 311 CALLS CLOSED

42,442 Calls Closed
10,084,380 Pounds Removed
48,346 Needles Removed

500ft from School	384
Blocking Sidewalk	7,114
Park or Bike Trail	2,137
Homeless Encampment Concern	18,226
Trash	14,581

¹ Calls include encampment blocking sidewalk and within 500 feet of a school service types, calls are responded to with DCR and PD Rapid Response teams.

² Homeless Encampment Concern calls are responded to by Hope Cooperative staff.

³ Rapid Placements are placements into the City's Safeguards Program or the Outreach and Engagement Center.

⁴ Data on the average number of shelter beds reported is reported Monday – Friday, of the reporting week.

⁵ Count of family units waitlisted, not individuals who are part of the family.