

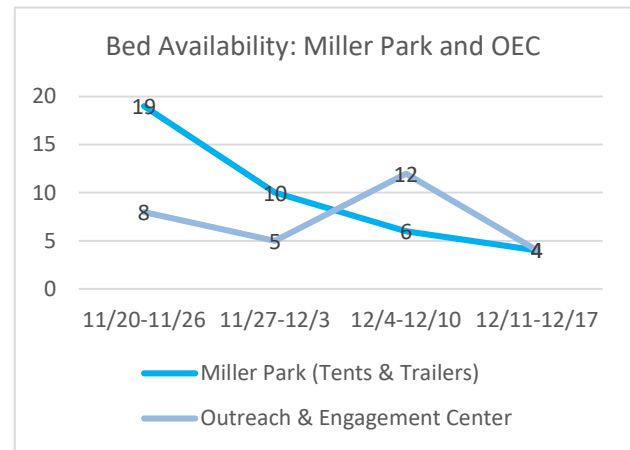
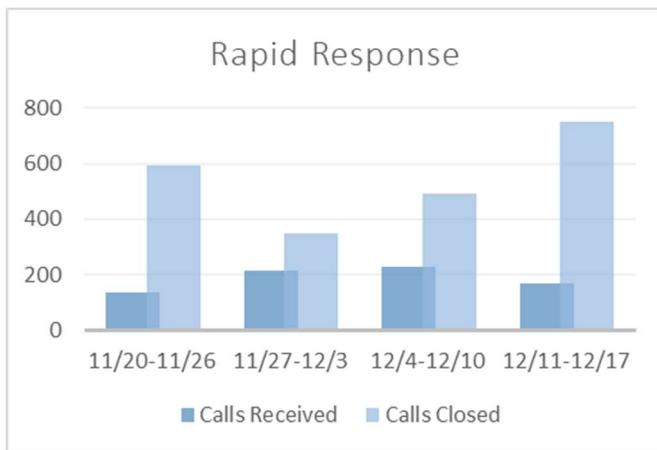
Incident Management Team – Weekly Data Report

December 11, 2023 – December 17, 2023

DEPARTMENT OF COMMUNITY RESPONSE

<u>311 Call Activity</u>	Calls Received	Calls Closed	Avg Per Day	
Rapid Response Calls ¹	167	750	24 (107)	
General Concern Calls ²	534	151		
Park/ Bike Trail Calls	52	51		
Total	753	952	Pounds Removed	Needles Removed
Trash	394	409	172,140	1,060

27 Rapid Placements This Week³



HMIS/ Coordinated Access Activity

86 Individuals enrolled into HMIS

17 Referred to the Coordinated Access System (CAS)

190 Unduplicated clients served

City Shelter Bed Availability (As of 12/19)

The following is available at City funded sites:

3 Tents/ **1** Trailer available at Miller Park

4 Spaces at the Outreach and Engagement Center

10 Average number of openings at City funded shelters⁴ (excluding Miller Park & OEC)

CITY/COUNTY COLLABORATION

Coordinated Access System Openings (As of 12/19)

2,449 Individuals waitlisted for shelter

9 Individual adult units available

681 Families waitlisted for shelter⁵

6 Family units available

YPCE, PARK RANGERS

0 Citations issued

51 311 calls responded to

7 Parks/ Bike Trails responded to

SACRAMENTO PD IMPACT TEAM

Calls Completed			Compliance Obtained				Involuntary Compliance Obtained
311 Calls Closed	Rapid Response Call Locations	Coordinated Response Call Locations	Sidewalk Obstruction	Illegal Storage	Critical Infrastructure	Unlawful Camping	
750	39	3	28	25	22	36	3

141 Individuals experiencing homelessness contacted.

CODE ENFORCEMENT

37 Vehicles towed **259** Tagged vehicles **1,691** Total active vehicle cases

146 cases involve individuals experiencing homelessness

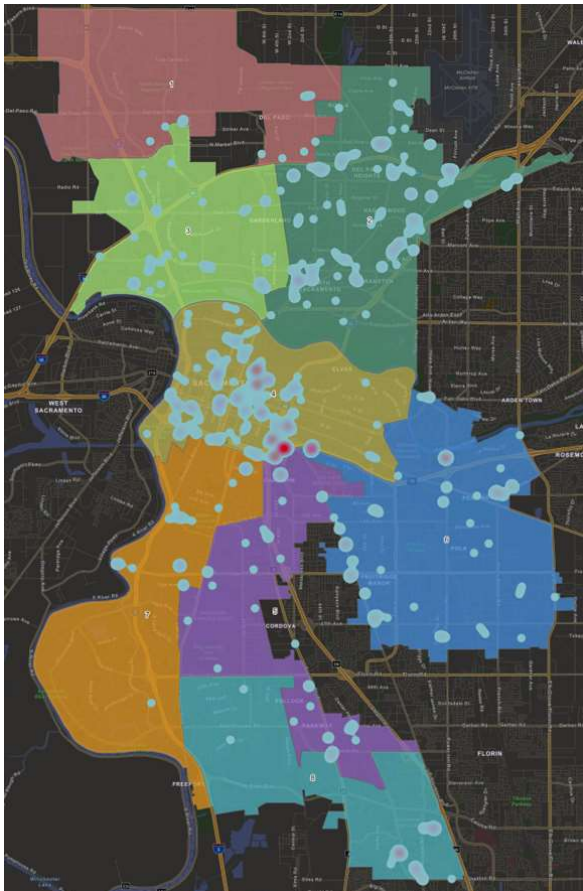
Year to Date **3,038** Vehicles towed **11,624** Tagged vehicles

ENCAMPMENT AND CLEANUP COORDINATION

Selected Priority Site for December

Auburn Rd./ Marconi Cir.

HEAT MAP – CONCENTRATION OF NEW CALLS RECEIVED



YEAR-TO-DATE – 311 CALLS CLOSED

44,734 Calls Closed
10,565,404 Pounds Removed
50,621 Needles Removed

500ft from School	438
Blocking Sidewalk	7,385
Park or Bike Trail	2,253
Homeless Encampment Concern	19,376
Trash	15,282

¹ Calls received include encampment blocking sidewalk, within 500 feet of a school service types. Calls are responded to by DCR & PD Rapid Response teams.

² Homeless Encampment Concern calls are responded to by Hope Cooperative staff.

³ Rapid Placements are placements into the City's Safeguards Program or the Outreach and Engagement Center.

⁴ Data on the average number of shelter beds reported is between Monday – Friday, of the reporting week.

⁵ Count of family units waitlisted, not individuals who are part of the family.