

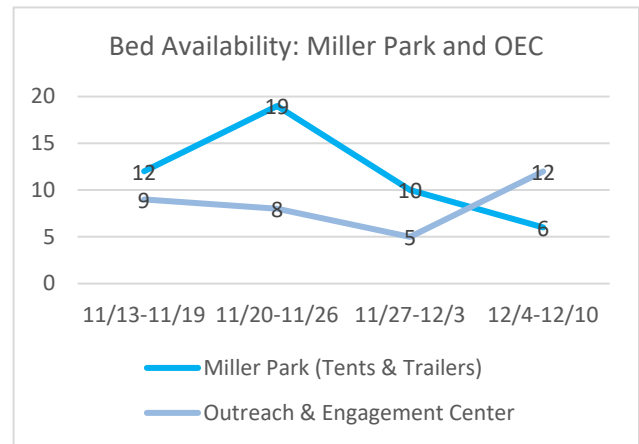
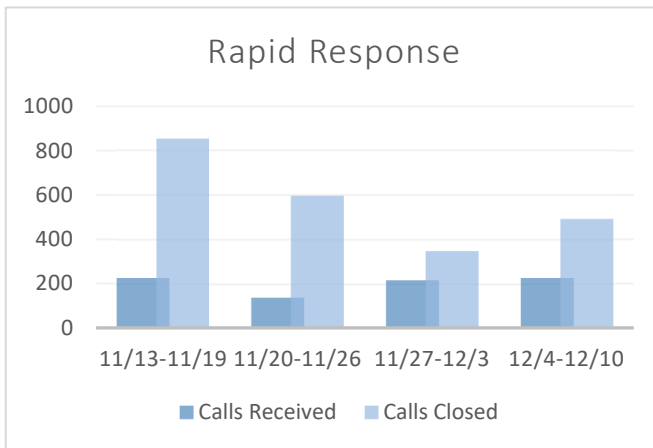
Incident Management Team – Weekly Data Report

December 4, 2023 – December 10, 2023

DEPARTMENT OF COMMUNITY RESPONSE

<u>311 Call Activity</u>	Calls Received	Calls Closed	Avg Per Day	
Rapid Response Calls ¹	227	491	32 (70)	
General Concern Calls ²	567	96		
Park/ Bike Trail Calls	55	66		
Total	849	653	Pounds Removed	Needles Removed
Trash	292	304	308,884	1,222

34 Rapid Placements This Week³



HMIS/ Coordinated Access Activity

96 Individuals enrolled into HMIS

21 Referred to the Coordinated Access System (CAS)

115 Unduplicated clients served

City Shelter Bed Availability (As of 12/12)

The following is available at City funded sites:

3 Tents/ **3** Trailers available at Miller Park

12 Spaces at the Outreach and Engagement Center

16 Average number of openings at City funded shelters⁴ (excluding Miller Park & OEC)

CITY/COUNTY COLLABORATION

Coordinated Access System Openings (As of 12/12)

2,475 Individuals waitlisted for shelter

10 Individual adult units available

677 Families waitlisted for shelter⁵

4 Family units available

YPCE, PARK RANGERS

1 Citation issued

66 311 calls responded to

14 Parks/ Bike Trails responded to

SACRAMENTO PD IMPACT TEAM

Calls Completed			Compliance Obtained				Involuntary Compliance Obtained
311 Calls Closed	Rapid Response Call Locations	Coordinated Response Call Locations	Sidewalk Obstruction	Illegal Storage	Critical Infrastructure	Unlawful Camping	
491	26	2	8	42	5	17	2

97 Individuals experiencing homelessness contacted.

CODE ENFORCEMENT

78 Vehicles towed **180** Tagged vehicles **1,618** Total active vehicle cases

158 cases involve individuals experiencing homelessness

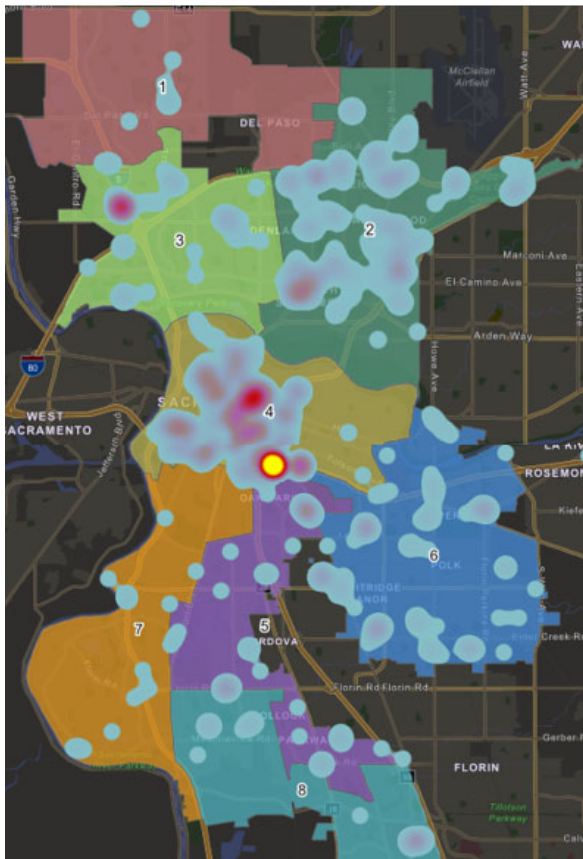
Year to Date **11,365** Vehicles towed **3,001** Tagged vehicles

ENCAMPMENT AND CLEANUP COORDINATION

Selected Priority Site for December

Auburn Rd./ Marconi Cir.

HEAT MAP – CONCENTRATION OF NEW CALLS RECEIVED



YEAR-TO-DATE – 311 CALLS CLOSED

43,256 Calls Closed
10,393,264 Pounds Removed
49,654 Needles Removed

500ft from School	401
Blocking Sidewalk	7,254
Park or Bike Trail	2,202
Homeless Encampment Concern	18,637
Trash	14,762

¹ Calls include encampment blocking sidewalk and within 500 feet of a school service types, calls are responded to with DCR and PD Rapid Response teams.

² Homeless Encampment Concern calls are responded to by Hope Cooperative staff.

³ Rapid Placements are placements into the City's Safeguards Program or the Outreach and Engagement Center.

⁴ Data on the average number of shelter beds reported is reported Monday – Friday, of the reporting week.

⁵ Count of family units waitlisted, not individuals who are part of the family.