

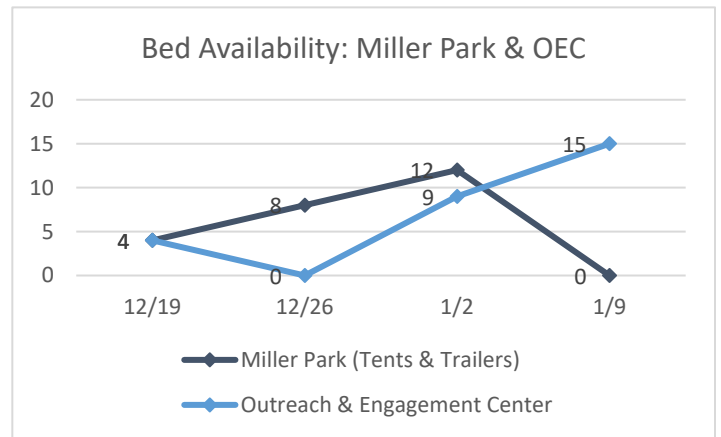
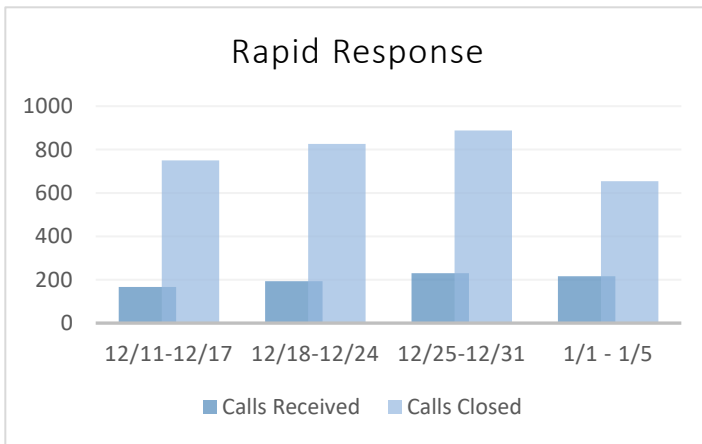
# Incident Management Team – Weekly Data Report

January 1, 2024 – January 7, 2024

## DEPARTMENT OF COMMUNITY RESPONSE

<u>311 Call Activity</u>	Calls Received	Calls Closed	Avg Per Day	
Rapid Response Calls <sup>1</sup>	216	654	33 (93)	
General Concern Calls <sup>2</sup>	463	77		
Park/ Bike Trail Calls	48	0		
<b>Total</b>	<b>727</b>	<b>731</b>	Pounds Removed	Needles Removed
Trash	315	323	241,530	1,872

### 18 Rapid Placements This Week<sup>3</sup>



### HMIS/ Coordinated Access Activity

65 Individuals enrolled into HMIS

162 Unduplicated clients served

13 Referred to the Coordinated Access System (CAS)

### City Shelter Bed Availability (As of 1/9)

The following is available at City funded sites:

0 Tents/ 0 Trailers available at Miller Park

15 Spaces at the Outreach and Engagement Center

26 Average number of openings at City funded shelters<sup>4</sup> (excluding Miller Park & OEC)

## CITY/COUNTY COLLABORATION

### Coordinated Access System Openings (As of 1/9)

2,390 Individuals waitlisted for shelter

29 Individual adult units available

642 Families waitlisted for shelter<sup>5</sup>

2 Family units available

## YPCE, PARK RANGERS

0 Citations issued

0 311 calls responded to

0 Parks/ Bike Trails responded to

## SACRAMENTO PD IMPACT TEAM

Calls Completed			Compliance Obtained				Involuntary Compliance Obtained
311 Calls Closed	Rapid Response Call Locations	Coordinated Response Call Locations	Sidewalk Obstruction	Illegal Storage	Critical Infrastructure	Unlawful Camping	
654	27	8	8	69	4	58	7

**143** Individuals experiencing homelessness contacted.

### CODE ENFORCEMENT

**54** Vehicles towed      **210** Tagged vehicles      **1,272** Total active vehicle cases

**139** cases involve individuals experiencing homelessness

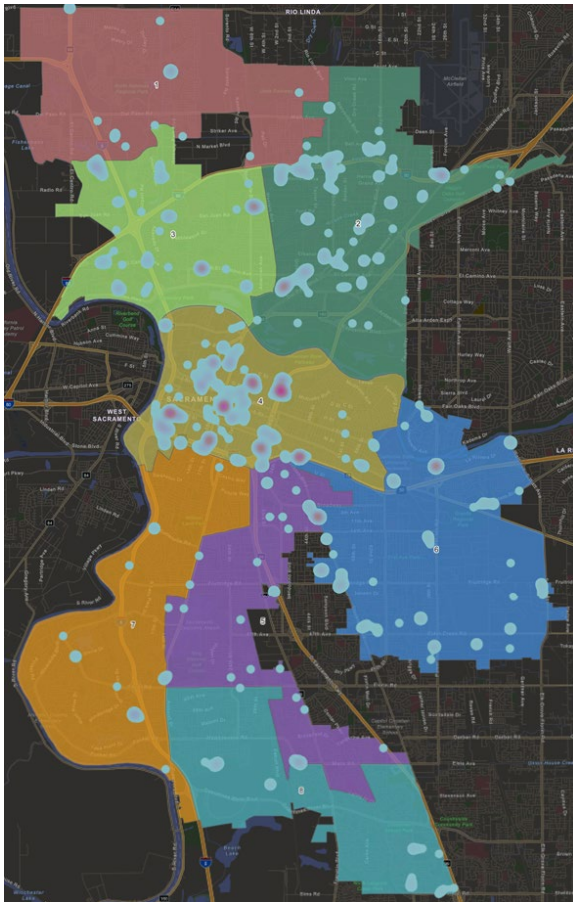
**Year to Date**                      **54** Vehicles towed                      **210** Tagged vehicles

### ENCAMPMENT AND CLEANUP COORDINATION

#### Selected Priority Site for January

Auburn Rd./ Marconi Cir.

### HEAT MAP – CONCENTRATION OF NEW CALLS RECEIVED



### YEAR-TO-DATE – 311 CALLS CLOSED

**1,054** Calls Closed  
**241,530** Pounds Removed  
**1,872** Needles Removed

500ft from School	53
Blocking Sidewalk	179
Park or Bike Trail	40
Homeless Encampment Concern	459
Trash	323

<sup>1</sup> Calls include encampment blocking sidewalk, within 500 feet of a school service types. Calls are responded to by DCR & PD Rapid Response teams.

<sup>2</sup> Homeless Encampment Concern calls are responded to by Hope Cooperative staff.

<sup>3</sup> Rapid Placements are placements into the City's Safeguards Program or the Outreach and Engagement Center.

<sup>4</sup> Data on the average number of shelter beds reported is between Monday – Friday, of the reporting week.

<sup>5</sup> Count of family units waitlisted, not individuals who are part of the family.