

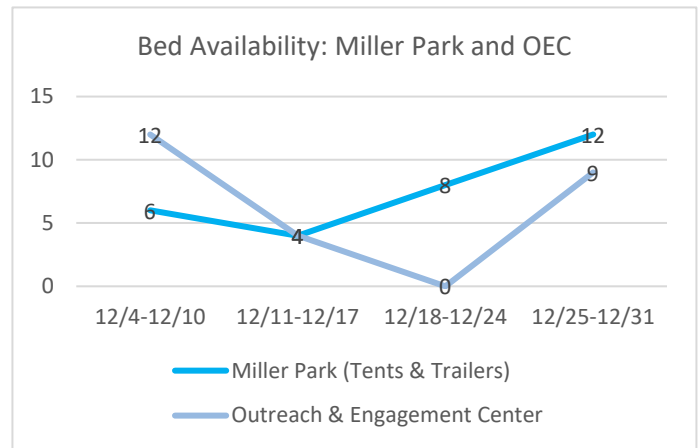
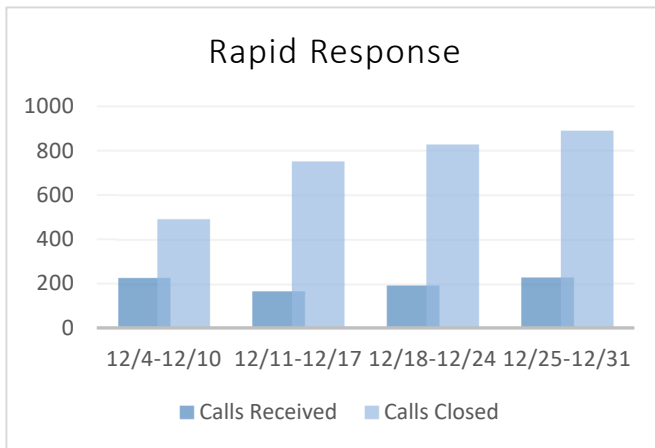
Incident Management Team – Weekly Data Report

December 25, 2023 – December 31, 2023

DEPARTMENT OF COMMUNITY RESPONSE

<u>311 Call Activity</u>	Calls Received	Calls Closed	Avg Per Day	
Rapid Response Calls ¹	230	888	33 (127)	
General Concern Calls ²	533	164		
Park/ Bike Trail Calls	74	0		
Total	837	1,052	Pounds Removed	Needles Removed
Trash	327	325	183,490	1,848

3 Rapid Placements This Week³



HMIS/ Coordinated Access Activity

53 Individuals enrolled into HMIS

10 Referred to the Coordinated Access System (CAS)

118 Unduplicated clients served

City Shelter Bed Availability (As of 1/2)

The following is available at City funded sites:

12 Tents/ **0** Trailers available at Miller Park

9 Spaces at the Outreach and Engagement Center

23 Average number of openings at City funded shelters⁴ (excluding Miller Park & OEC)

CITY/COUNTY COLLABORATION

Coordinated Access System Openings (As of 1/2)

2,436 Individuals waitlisted for shelter

26 Individual adult units available

659 Families waitlisted for shelter⁵

6 Family units available

YPCE, PARK RANGERS

0 Citations issued

0 311 calls responded to

0 Parks/ Bike Trails responded to

SACRAMENTO PD IMPACT TEAM

Calls Completed			Compliance Obtained				Involuntary Compliance Obtained
311 Calls Closed	Rapid Response Call Locations	Coordinated Response Call Locations	Sidewalk Obstruction	Illegal Storage	Critical Infrastructure	Unlawful Camping	
888	47	0	18	20	4	14	3

80 Individuals experiencing homelessness contacted.

CODE ENFORCEMENT

33 Vehicles towed **164** Tagged vehicles **1,337** Total active vehicle cases

42 cases involve individuals experiencing homelessness

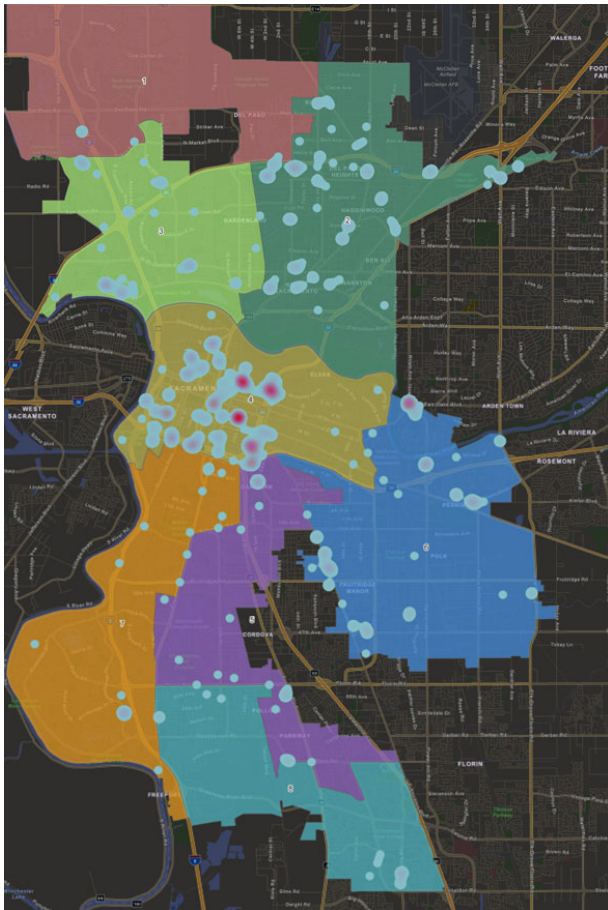
Year to Date **3,117** Vehicles towed **11,942** Tagged vehicles

ENCAMPMENT AND CLEANUP COORDINATION

Selected Priority Site for December

Auburn Rd./ Marconi Cir.

HEAT MAP – CONCENTRATION OF NEW CALLS RECEIVED



YEAR-TO-DATE – 311 CALLS CLOSED

47,586 Calls Closed
10,938,524 Pounds Removed
54,189 Needles Removed

500ft from School	540
Blocking Sidewalk	7,893
Park or Bike Trail	2,416
Homeless Encampment Concern	20,778
Trash	15,959

¹ Calls received include encampment blocking sidewalk, within 500 feet of a school service types. Calls are responded to by DCR & PD Rapid Response teams.

² Homeless Encampment Concern calls are responded to by Hope Cooperative staff.

³ Rapid Placements are placements into the City's Safeguards Program or the Outreach and Engagement Center.

⁴ Data on the average number of shelter beds reported is between Monday – Friday, of the reporting week.

⁵ Count of family units waitlisted, not individuals who are part of the family.