

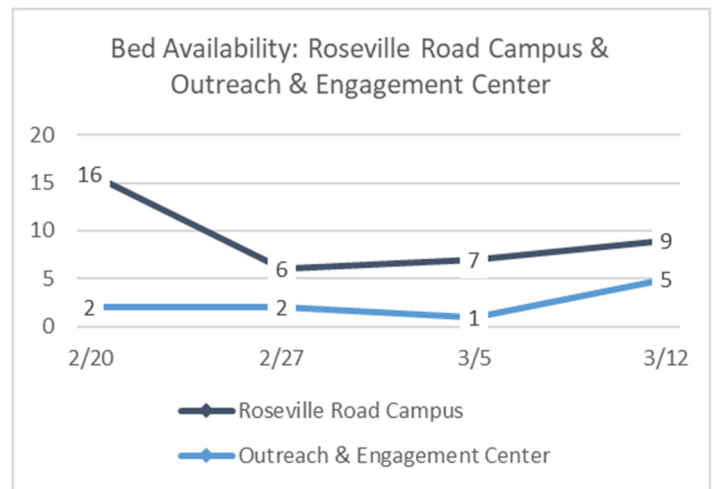
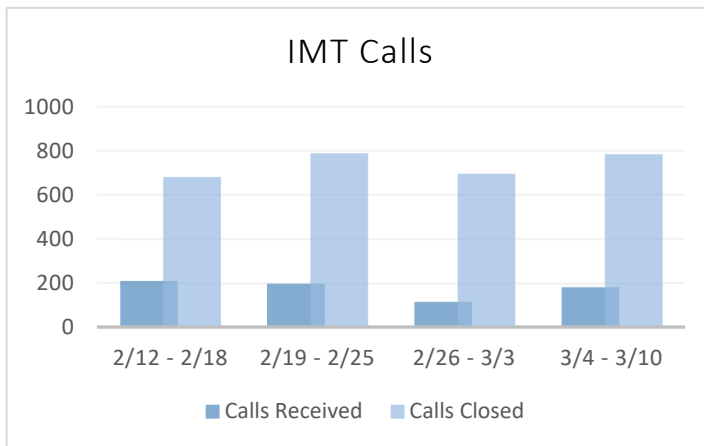
Incident Management Team – Weekly Data Report

March 4, 2024 – March 10, 2024

DEPARTMENT OF COMMUNITY RESPONSE

<u>311 Call Activity</u>	Calls Closed	Calls Received	Avg Per Day
IMT Calls ¹	781	182	26 (111)
General Concern Calls ²	99	491	
Park/Bike Trail Calls	33	56	
Total	913	729	Pounds Removed
Trash	343	353	201,000

22 Rapid Placements This Week³



HMIS/ Coordinated Access Activity

105 Individuals enrolled into HMIS

18 Referred to the Coordinated Access System (CAS)

255 Unduplicated clients served

City Shelter Bed Availability (As of 3/12)

The following is available at City funded sites:

1 Pallet Home/ 8 Trailers available at Roseville Road Campus 5 Spaces at Outreach and Engagement Center

17 Average number of openings at City funded shelters⁴ (excluding Roseville Road Campus & Outreach Engagement Center)

CITY/COUNTY COLLABORATION

Coordinated Access System Openings (As of 3/12)

2,490 Individuals waitlisted for shelter

44 Individual adult units available

628 Families waitlisted for shelter⁵

6 Family units available

YPCE, PARK RANGERS

1 Citation issued

33 311 calls responded to

8 Parks/ Bike Trails responded to

SACRAMENTO PD IMPACT TEAM

Calls Completed			Compliance Obtained				Involuntary Compliance Obtained
311 Calls Closed	Rapid Response Call Locations	Coordinated Response Call Locations	Sidewalk Obstruction	Illegal Storage	Critical Infrastructure	Unlawful Camping	
781	132	10	1	26	5	24	2

175 Individuals experiencing homelessness contacted.

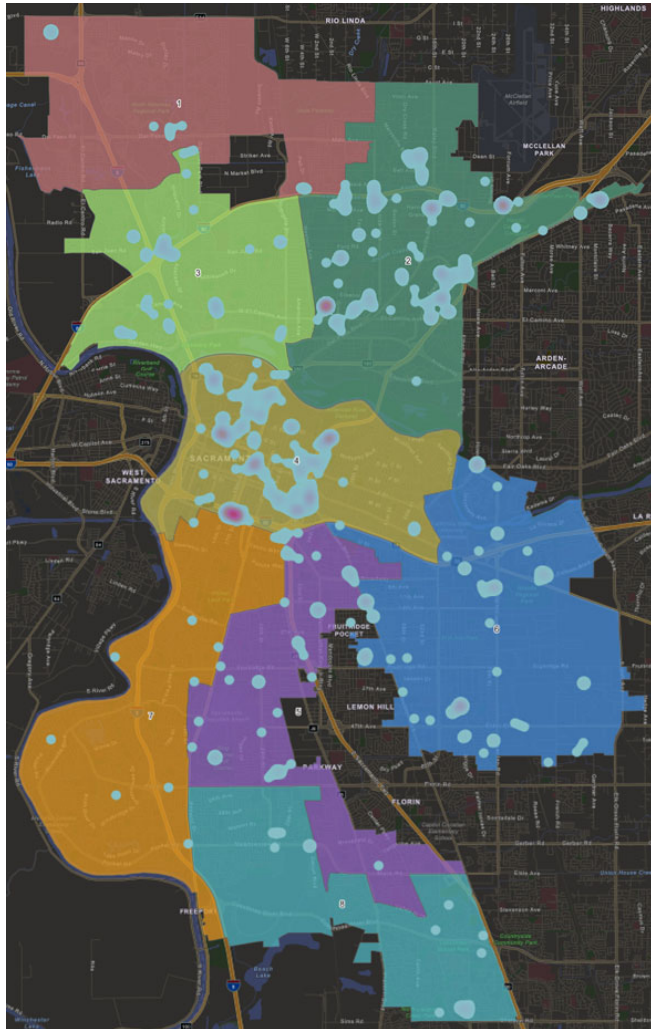
CODE ENFORCEMENT

68 Vehicles towed **154** Tagged vehicles **1,246** Total active vehicle cases

85 cases involve individuals experiencing homelessness

Year to Date **666** Vehicles towed **2,106** Tagged vehicles

HEAT MAP – CONCENTRATION OF NEW CALLS RECEIVED



YEAR-TO-DATE – 311 CALLS CLOSED

12,945 Calls Closed
2,068,025 Pounds Removed
12,965 Needles Removed

500ft from School	427
Blocking Sidewalk	2,358
Park or Bike Trail	600
Homeless Encampment Concern	5,775
Trash	3,785

¹ IMT Calls are responded to by DCR & PD Rapid Response teams and include all service call types.

² Homeless Encampment Concern calls are responded to by Hope Cooperative staff.

³ Rapid Placements are placements into the City's Roseville Road Campus or the Outreach and Engagement Center.

⁴ Data on the average number of shelter beds reported is between Monday – Friday, of the reporting week.

⁵ Count of family units waitlisted, not individuals who are part of the family.