

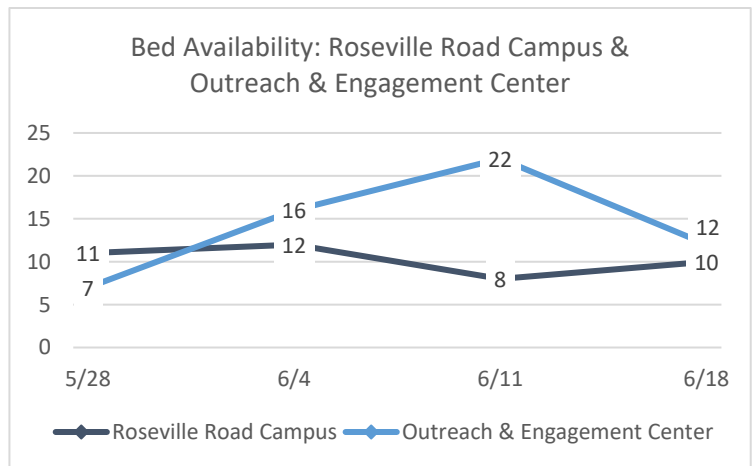
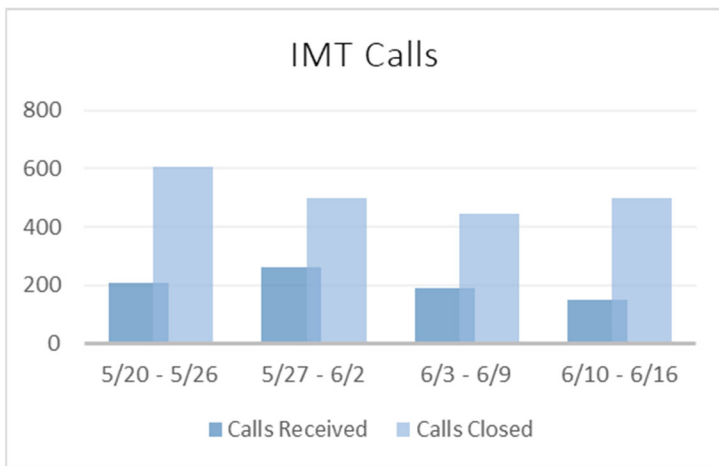
Incident Management Team – Weekly Data Report

June 10, 2024 – June 16, 2024

DEPARTMENT OF COMMUNITY RESPONSE

| <u>311 Call Activity</u> | Calls Closed | Calls Received | Avg Per Day |
|------------------------------------|--------------|----------------|----------------|
| IMT Calls ¹ | 499 | 152 | 21 (71) |
| General Concern Calls ² | 120 | 400 | |
| Park/Bike Trail Calls | 38 | 53 | |
| Total | 657 | 605 | Pounds Removed |
| Trash | 341 | 346 | 183,525 |

29 Rapid Placements This Week³



HMIS/ Coordinated Access Activity

84 Individuals enrolled into HMIS
297 Unduplicated clients served

13 Referred to the Coordinated Access System (CAS)

City Shelter Bed Availability (As of 6/18)

The following is available at City funded sites:

0 Pallet Homes/ **10** Trailers available at Roseville Road Campus **12** Spaces at Outreach and Engagement Center

6 Average number of openings at City funded shelters⁴ (excluding Roseville Road Campus & Outreach Engagement Center)

CITY/COUNTY COLLABORATION

Coordinated Access System Openings (As of 6/18)

2,602 Individuals waitlisted for shelter
781 Families waitlisted for shelter⁵

8 Individual adult units available
3 Family units available

YPCE, PARK RANGERS

0 Citations issued

38 311 calls responded to

4 Parks/ Bike Trails responded to

SACRAMENTO PD IMPACT TEAM

| Calls Completed | | | Compliance Obtained | | | | Arrests/ Citations |
|------------------|-------------------------------|-------------------------------------|----------------------|-----------------|-------------------------|------------------|-----------------------|
| 311 Calls Closed | Rapid Response Call Locations | Coordinated Response Call Locations | Sidewalk Obstruction | Illegal Storage | Critical Infrastructure | Unlawful Camping | |
| 499 | 80 | 6 | 14 | 14 | 11 | 5 | 17 |

142 Individuals experiencing homelessness contacted.

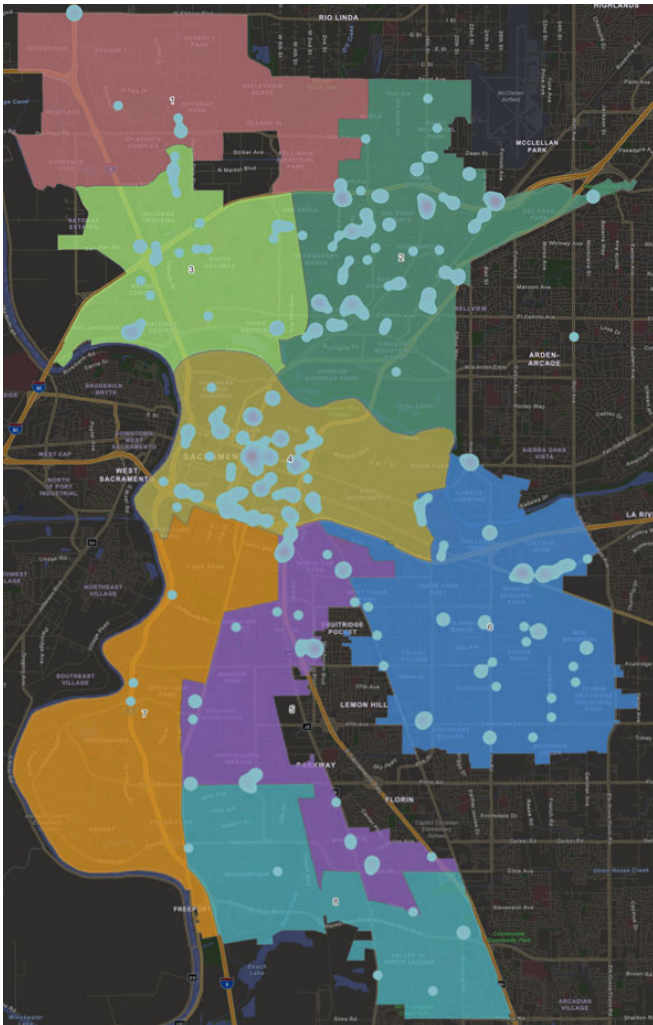
CODE ENFORCEMENT

43 Vehicles towed **131** Tagged vehicles **1,570** Total active vehicle cases

65 cases involve individuals experiencing homelessness

Year to Date **1,519** Vehicles towed **4,985** Tagged vehicles

HEAT MAP – CONCENTRATION OF NEW CALLS RECEIVED



YEAR-TO-DATE – 311 CALLS CLOSED

28,300 Calls Closed
4,531,210 Pounds Removed
37,230 Needles Removed

| | |
|-----------------------------|--------|
| 500ft from School | 967 |
| Blocking Sidewalk | 4,770 |
| Park or Bike Trail | 1,635 |
| Homeless Encampment Concern | 11,943 |
| Trash | 8,985 |

¹ IMT Calls are responded to by DCR & PD Rapid Response teams and include all service call types.

² Homeless Encampment Concern calls are responded to by Hope Cooperative staff.

³ Rapid Placements are placements into the City's Roseville Road Campus or the Outreach and Engagement Center.

⁴ Data on the average number of shelter beds reported is between Monday – Friday, of the reporting week.

⁵ Count of family units waitlisted, not individuals who are part of the family.