

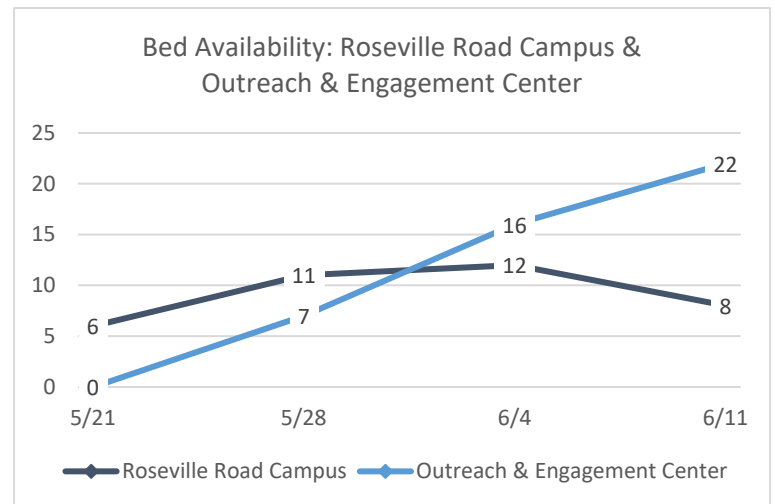
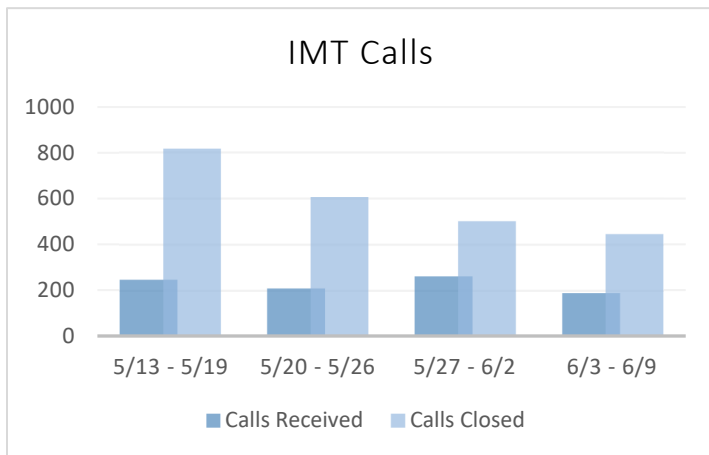
Incident Management Team – Weekly Data Report

June 3, 2024 – June 9, 2024

DEPARTMENT OF COMMUNITY RESPONSE

<u>311 Call Activity</u>	Calls Closed	Calls Received	Avg Per Day
IMT Calls ¹	444	188	26 (63)
General Concern Calls ²	228	461	
Park/Bike Trail Calls	40	79	
Total	712	728	Pounds Removed
Trash	415	402	140,335

10 Rapid Placements This Week³



HMIS/ Coordinated Access Activity

77 Individuals enrolled into HMIS

277 Unduplicated clients served

6 Referred to the Coordinated Access System (CAS)

City Shelter Bed Availability (As of 6/11)

The following is available at City funded sites:

0 Pallet Homes/ 8 Trailers available at Roseville Road Campus 22 Spaces at Outreach and Engagement Center

8 Average number of openings at City funded shelters⁴ (excluding Roseville Road Campus & Outreach Engagement Center)

CITY/COUNTY COLLABORATION

Coordinated Access System Openings (As of 6/11)

2,587 Individuals waitlisted for shelter

783 Families waitlisted for shelter⁵

10 Individual adult units available

5 Family units available

YPCE, PARK RANGERS

0 Citations issued

40 311 calls responded to

11 Parks/ Bike Trails responded to

SACRAMENTO PD IMPACT TEAM

Calls Completed			Compliance Obtained				Arrests/ Citations
311 Calls Closed	Rapid Response Call Locations	Coordinated Response Call Locations	Sidewalk Obstruction	Illegal Storage	Critical Infrastructure	Unlawful Camping	
444	170	0	19	37	22	0	1

133 Individuals experiencing homelessness contacted.

CODE ENFORCEMENT

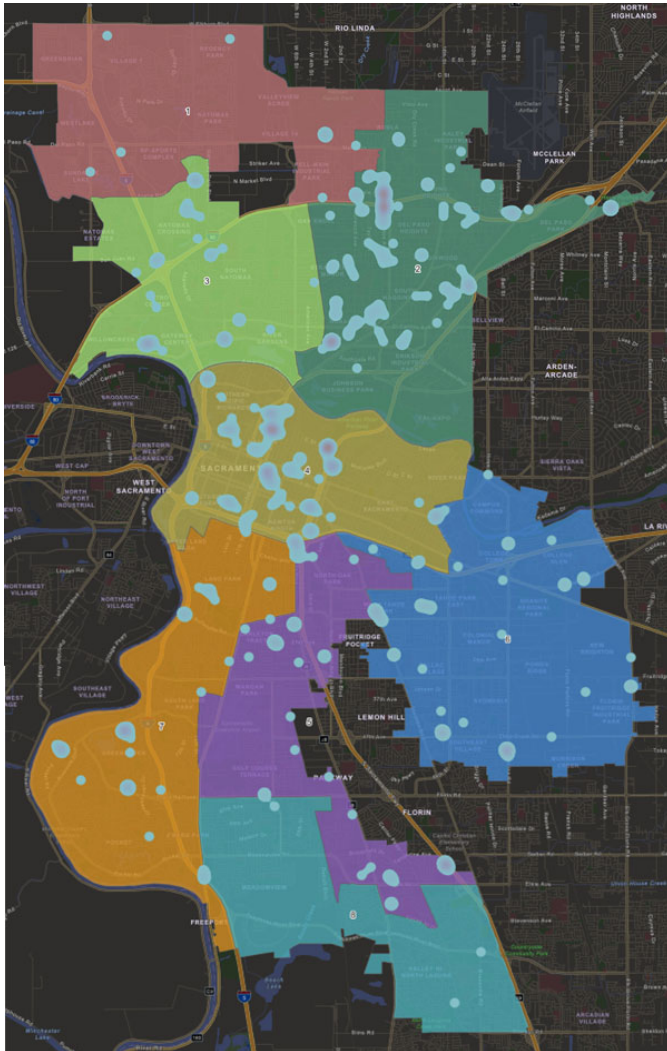
43 Vehicles towed **218** Tagged vehicles **1,308** Total active vehicle cases

58 cases involve individuals experiencing homelessness

Year to Date **1,482** Vehicles towed **4,854** Tagged vehicles

HEAT MAP – CONCENTRATION OF NEW CALLS RECEIVED

YEAR-TO-DATE – 311 CALLS CLOSED



27,314 Calls Closed
4,347,685 Pounds Removed
35,066 Needles Removed

500ft from School	943
Blocking Sidewalk	4,608
Park or Bike Trail	1,503
Homeless Encampment Concern	11,626
Trash	8,634

¹ IMT Calls are responded to by DCR & PD Rapid Response teams and include all service call types.

² Homeless Encampment Concern calls are responded to by Hope Cooperative staff.

³ Rapid Placements are placements into the City's Roseville Road Campus or the Outreach and Engagement Center.

⁴ Data on the average number of shelter beds reported is between Monday – Friday, of the reporting week.

⁵ Count of family units waitlisted, not individuals who are part of the family.