

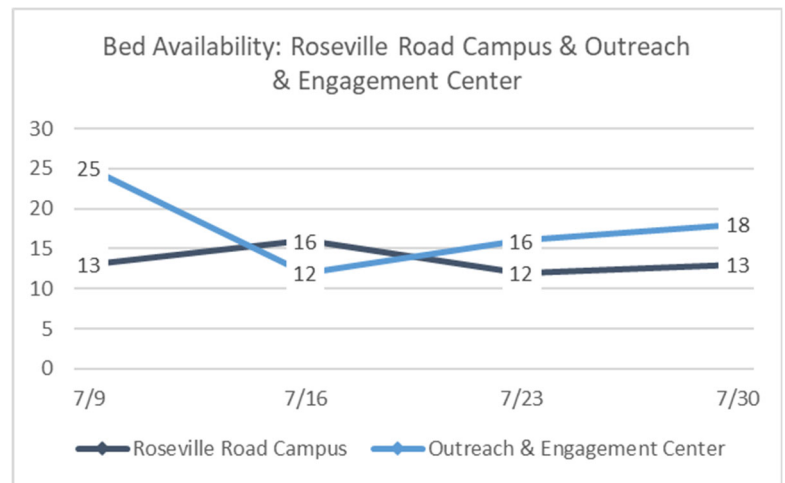
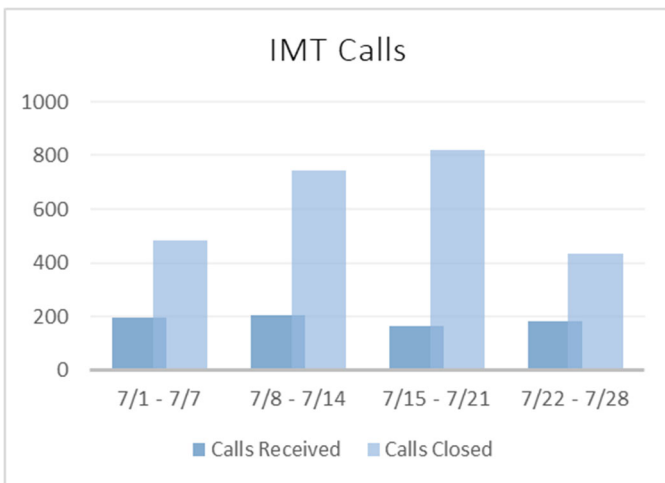
Incident Management Team – Weekly Data Report

July 22, 2024 – July 28, 2024

DEPARTMENT OF COMMUNITY RESPONSE

<u>311 Call Activity</u>	Calls Closed	Calls Received	Avg Per Day
IMT Calls ¹	436	181	26 (62)
General Concern Calls ²	174	437	
Park/Bike Trail Calls	43	52	
Total	653	685	Pounds Removed
Trash	366	406	134,830

26 Rapid Placements This Week³



HMIS/ Coordinated Access Activity

63 Individuals enrolled into HMIS
297 Unduplicated clients served

11 Referred to the Coordinated Access System (CAS)

City Shelter Bed Availability (As of 7/30)

The following is available at City funded sites:

2 Pallet Homes/ **11** Trailers available at Roseville Road Campus **18** Spaces at Outreach and Engagement Center

9 Average number of openings at City funded shelters⁴ (excluding Roseville Road Campus & Outreach Engagement Center)

CITY/COUNTY COLLABORATION

Coordinated Access System Openings (As of 7/30)

2,512 Individuals waitlisted for shelter
808 Families waitlisted for shelter⁵

27 Individual adult units available
2 Family units available

YPCE, PARK RANGERS

1 Citation issued

43 311 calls responded to

17 Parks/ Bike Trails responded to

SACRAMENTO PD IMPACT TEAM

311 Calls Closed	Compliance Obtained				Arrests/ Citations
	Sidewalk Obstruction	Illegal Storage	Critical Infrastructure	Unlawful Camping	
436	11	15	6	16	9

68 Individuals experiencing homelessness contacted.

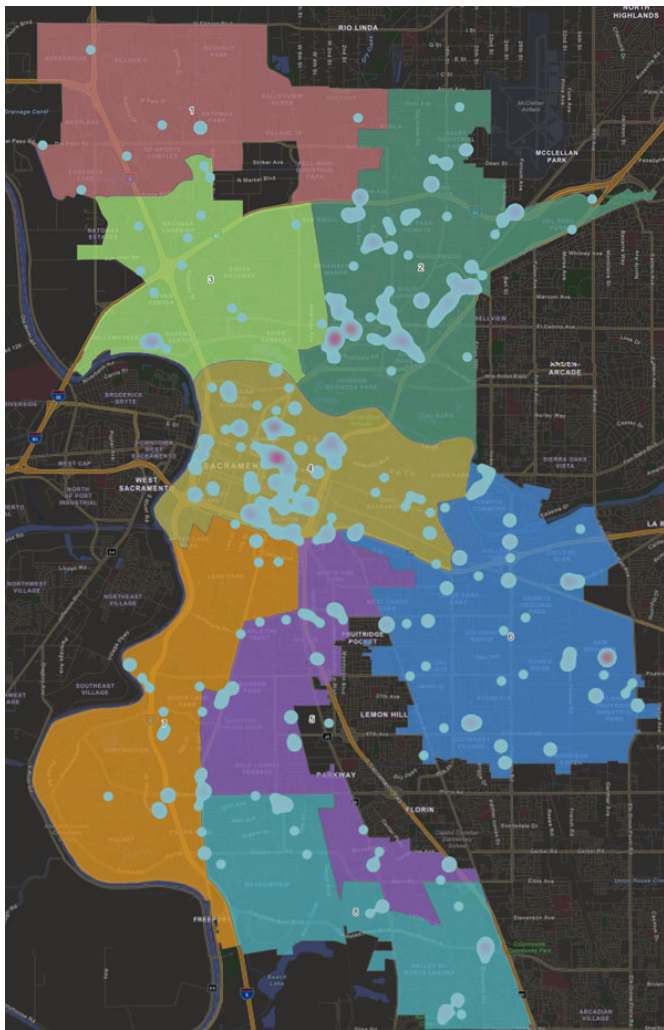
CODE ENFORCEMENT

59 Vehicles towed **193** Tagged vehicles **1,596** Total active vehicle cases

53 cases involve individuals experiencing homelessness

Year to Date **1,800** Vehicles towed **6,025** Tagged vehicles

HEAT MAP – CONCENTRATION OF NEW CALLS RECEIVED



YEAR-TO-DATE – 311 CALLS CLOSED

34,546 Calls Closed
5,352,510 Pounds Removed
41,208 Needles Removed

500ft from School	1,113
Blocking Sidewalk	5,759
Park or Bike Trail	2,069
Homeless Encampment Concern	14,478
Trash	11,127

¹ IMT Calls are responded to by DCR & PD Rapid Response teams and include all service call types.

² Homeless Encampment Concern calls are responded to by Hope Cooperative staff.

³ Rapid Placements are placements into the City's Roseville Road Campus or the Outreach and Engagement Center.

⁴ Data on the average number of shelter beds reported is between Monday – Friday, of the reporting week.

⁵ Count of family units waitlisted, not individuals who are part of the family.